

Overview - Public Entities Quarterly Reporting

Approved receipts

934.1

28.0%

Approved spending

348.1

72.1%

Surplus/(deficit)

585.9

- ☐ R billion
- ☒ R million
- ☐ R thousand

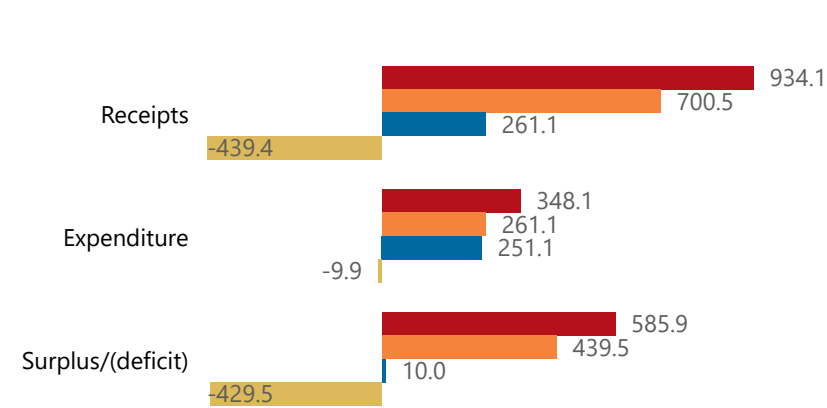


national treasury


Department:
National Treasury
REPUBLIC OF SOUTH AFRICA

Consolidation

● Approved ● Forecast ● YTD ● Variance



Composition of receipts



Quarter

3

Cluster

All

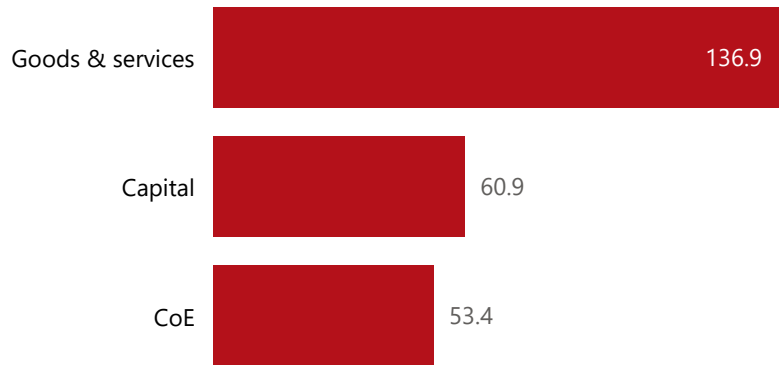
Department

Forestry, Fisheries and the Environm... ▾

Entity

iSimangaliso Wetland Park ▾

Composition of spending



Functional grouping



Spending by PFMA schedule



Public Entities Receipts

Approved sales of G&S

664.1

2.9%

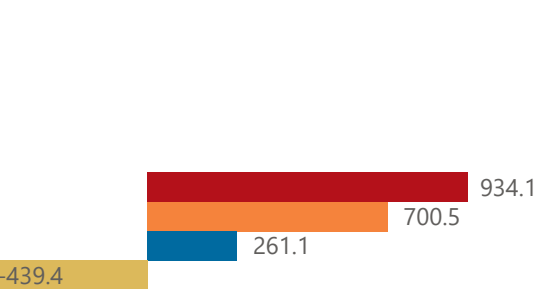
Approved transfers

270.0

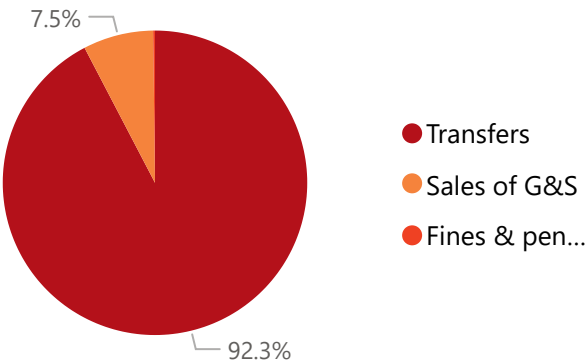
89.3%

Actual vs Forecast

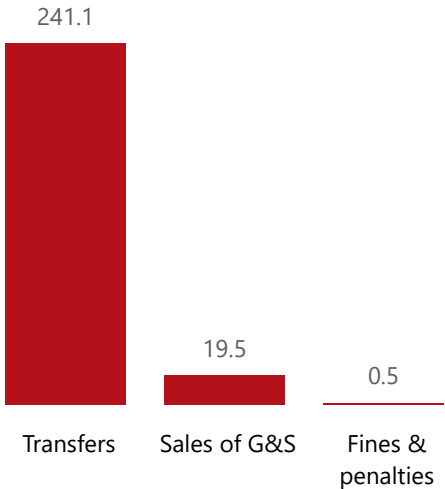
● Approved ● Forecast ● YTD ● Variance



Composition of receipts



Top receipts items



Quarter

3

Cluster

All

Department

Forestry, Fisheries and the Environm...

Entity

iSimangaliso Wetland Park

Top 5 Transfers



Receipts

Level 3	Approved	YTD	% YTD
Transfers	270.0	241.1	92.3%
Sales of G&S	664.1	19.5	7.5%
Fines & penalties		0.5	0.2%
Total	934.1	261.1	100.0%

Public Entities Spending

Approved CoE	Approved G&S	Approved transfers
76.869.5%	271.350.4%	(Blank)(Blank)

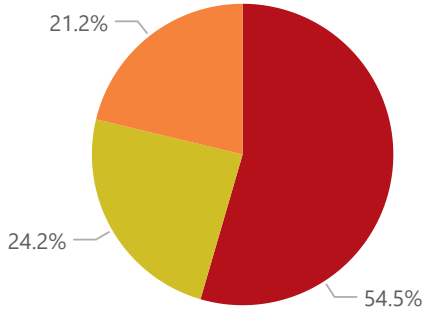
Actual vs Forecast

ApprovedForecastYTDVariance

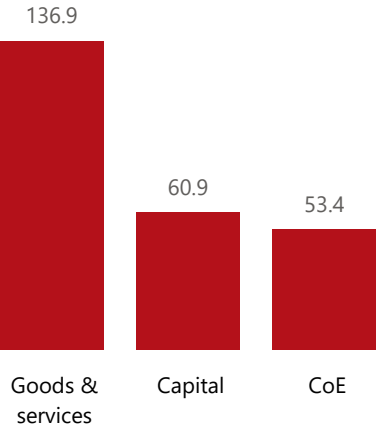


Composition of spending

Goods & serv...
Capital
CoE

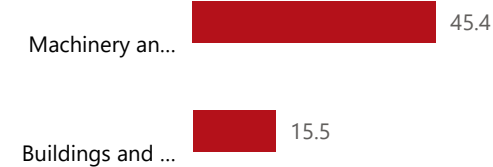


Top spending items



Capital assets

YTDForecast



Spending

Level 3	Approved	YTD	% YTD
Goods & services	271.3	136.9	54.5%
Capital		60.9	24.2%
CoE	76.8	53.4	21.2%
Total	348.1	251.1	100.0%

- R billion
- R million
- R thousand



Quarter

3

Cluster

All

Department

Forestry, Fisheries and the Environm...

Entity

iSimangaliso Wetland Park